

Practical Handbook of Oral Pathology

is primarily compiled for the undergraduate students and sufficiently covers all the practical topics. Clear and well-labelled photomicrographs of haematoxylin and eosin stained sections have been incorporated in this manual. All the photomicrographs show the characteristic features of the particular pathology under discussion. Key features are summarised and each topic is supported by a Question-Answer bank.

This handbook is envisioned for better understanding and visualisation of the microscopic slides by the students. Efforts have been made to make the book simple, student-friendly and practical-oriented.

Arush Thakur MDS (Oral Pathology and Microbiology)

is ex-Assistant Professor, Department of Oral Pathology and Microbiology, Government Dental College and Hospital, Mumbai. A young, budding, enthusiastic oral pathologist with lot of potential, he made an immense effort in bringing out this handbook.



Jagdish Vishnu Tupkari MDS (Oral Pathology and Microbiology)

is ex-Jt Director (Dental), Department of Medical Education and Research, Mumbai, and ex-Dean, Professor and Head, Department of Oral Pathology and Microbiology, Government Dental College and Hospital, Mumbai. A dedicated teacher with a passion for teaching and learning, he has been honored with 'Best Teacher Award' by Government of Maharashtra and 'Life-Time Achievement Award' by IAOMP for contribution in the field of oral pathology.



Tabita Joy Chettiankandy (Benjamin) MDS (Oral Pathology and Microbiology)

is currently Professor (Academic) and Head, Department of Oral Pathology and Microbiology, Government Dental College and Hospital, Mumbai. A University topper at the undergraduate and postgraduate levels, she has been a sincere and ardent teacher with 20 years of experience.



CBS Publishers & Distributors Pvt Ltd

4819/XI, Prahlad Street, 24 Ansari Road, Daryaganj, New Delhi 110 002, India
E-mail: delhi@cbspd.com, cbspubs@airtelmail.in; Website: www.cbspd.com
New Delhi | Bengaluru | Chennai | Kochi | Kolkata | Mumbai
Bhopal | Hyderabad | Jharkhand | Nagpur | Patna | Pune | Uttarakhand



QR code to
access online
CBS Catalogue

ISBN: 978-93-89688-48-1

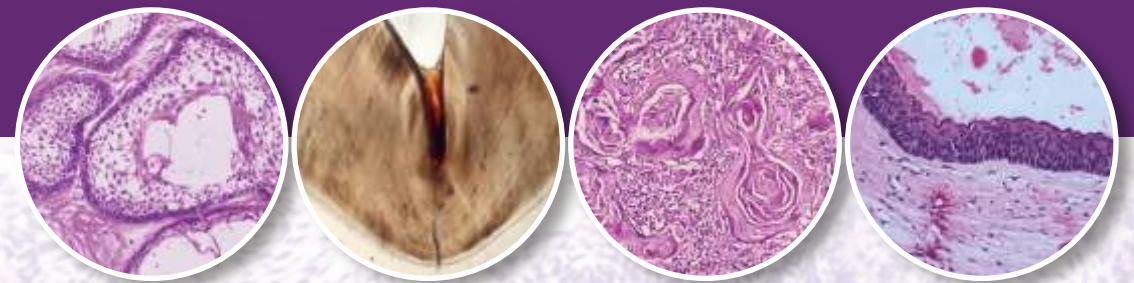


Practical Handbook of Oral Pathology

Thakur
Tupkari
Chettiankandy



Practical Handbook of Oral Pathology

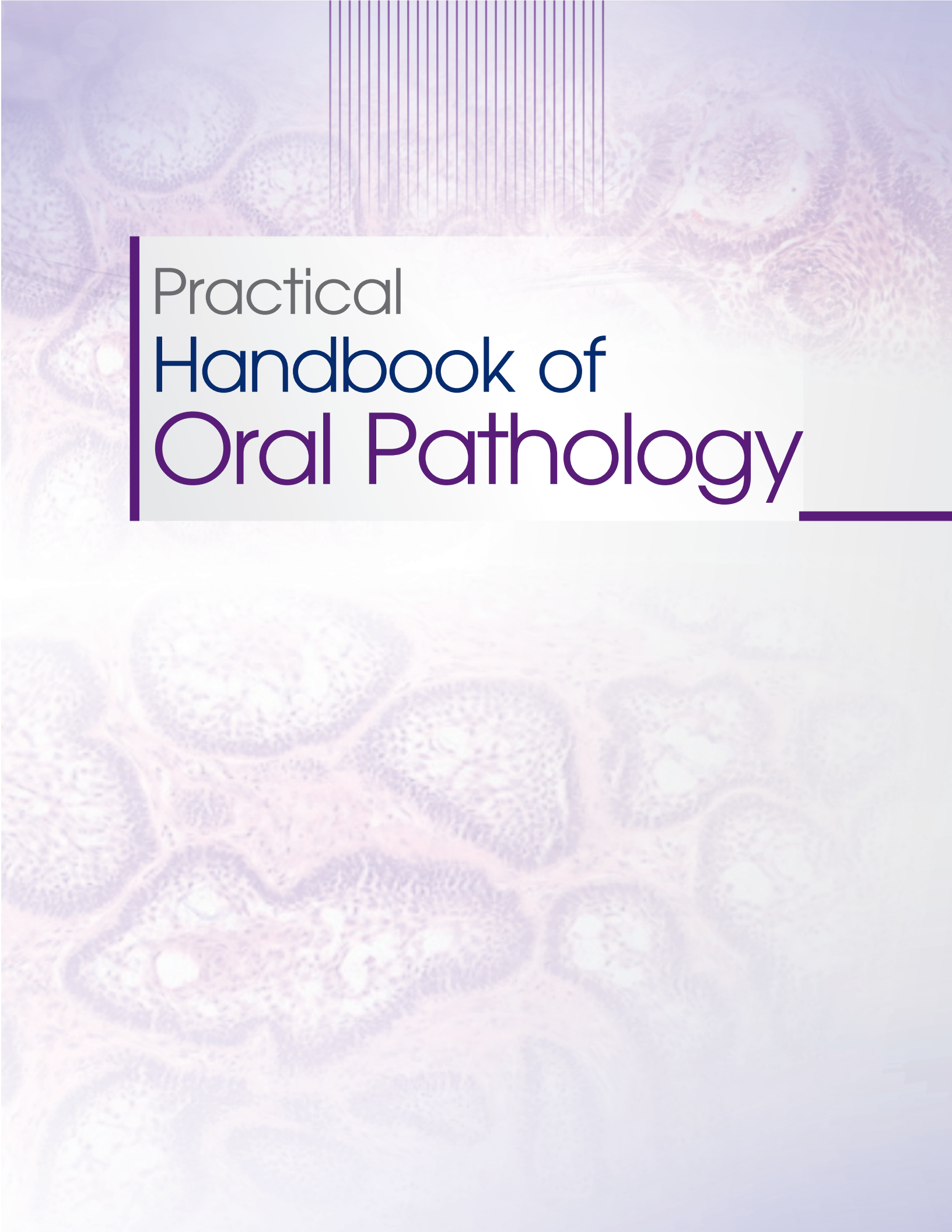


Arush Thakur
Jagdish Vishnu Tupkari
Tabita Joy Chettiankandy (Benjamin)



CBS Dedicated to Education

CBS Publishers & Distributors Pvt Ltd



Practical
Handbook of
Oral Pathology

Practical Handbook of Oral Pathology

Arush Thakur MDS

Ex-Assistant Professor
Department of Oral Pathology and Microbiology
Government Dental College and Hospital, Mumbai

Jagdish Vishnu Tupkari MDS

Ex-Dean, Ex-Professor and Head
Department of Oral Pathology and Microbiology
Government Dental College and Hospital, Mumbai

Tabita Joy Chettiankandy (Benjamin) MDS

Professor (Academic) and Head
Department of Oral Pathology and Microbiology
Government Dental College and Hospital, Mumbai

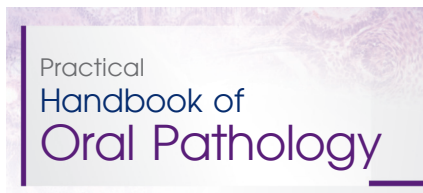


CBS Publishers & Distributors Pvt Ltd

New Delhi • Bengaluru • Chennai • Kochi • Kolkata • Mumbai
Hyderabad • Jharkhand • Nagpur • Patna • Pune • Uttarakhand

Disclaimer

Science and technology are constantly changing fields. New research and experience broaden the scope of information and knowledge. The authors have tried their best in giving information available to them while preparing the material for this book. Although all efforts has been made to ensure optimum accuracy of the material, yet it is quite possible some errors might have been left uncorrected. The publisher, the printer, the authors, and the editor will not be held responsible for any inadvertent errors, omissions or inaccuracies.



ISBN: 978-93-89688-48-1

Copyright © Authors and Publisher

First Edition: 2021

All rights reserved. No part of this book may be reproduced or transmitted in any form or by any means, electronic or mechanical, including photocopying, recording, or any information storage and retrieval system without permission, in writing, from the authors and the publisher

Published by Satish Kumar Jain and produced by Varun Jain for

CBS Publishers & Distributors Pvt Ltd

4819/XI Prahlad Street, 24 Ansari Road, Daryaganj, New Delhi 110 002, India.

Ph: 23289259, 23266861, 23266867 Website: www.cbspd.com

Fax: 011-23243014

e-mail: delhi@cbspd.com; cbspubs@airtelmail.in.

Corporate Office: 204 FIE, Industrial Area, Patparganj, Delhi 110 092

Ph: 4934 4934

Fax: 4934 4935

e-mail: publishing@cbspd.com; publicity@cbspd.com

Branches

- **Bengaluru:** Seema House 2975, 17th Cross, K.R. Road, Banasankari 2nd Stage, Bengaluru 560 070, Karnataka
Ph: +91-80-26771678/79 Fax: +91-80-26771680 e-mail: bangalore@cbspd.com
- **Chennai:** 7, Subbaraya Street, Shenoy Nagar, Chennai 600 030, Tamil Nadu
Ph: +91-44-26680620/26681266 Fax: +91-44-42032115 e-mail: chennai@cbspd.com
- **Kochi:** 42/1325, 1326, Power House Road, Opp KSEB, Power House, Ernakulam 682 018, Kochi, Kerala
Ph: +91-484-4059061-65 Fax: +91-484-4059065 e-mail: kochi@cbspd.com
- **Kolkata:** 6/B, Ground Floor, Rameswar Shaw Road, Kolkata-700 014, West Bengal
Ph: +91-33-22891126, 22891127, 22891128 e-mail: kolkata@cbspd.com
- **Mumbai:** 83-C, Dr E Moses Road, Worli, Mumbai-400018, Maharashtra
Ph: +91-22-24902340/41 Fax: +91-22-24902342 e-mail: mumbai@cbspd.com

Representatives

- | | | |
|---------------------------------|---------------------------------|-----------------------------------|
| • Hyderabad 0-9885175004 | • Jharkhand 0-9811541605 | • Nagpur 0-9421945513 |
| • Patna 0-9334159340 | • Pune 0-9623451994 | • Uttarakhand 0-9716462459 |

Printed at: Goyal Offset Printers, GT Karnal Road, Industrial Area, Delhi India

to

my parents and brother

Foreword

It is an honour and privilege to have been asked to write the Foreword to the book entitled *Practical Handbook of Oral Pathology* for 3rd year BDS written with great efforts by Dr Arush Thakur along with valuable contributions and guidance of co-authors Dr JV Tupkari and Dr Tabita Joy.

I have known Dr Arush Thakur as a hard-working and sincere postgraduate student and the dedicated lecturer keen to impart knowledge to the students, and also a desire to learn, understand and apply the knowledge for patient services.

This book is written taking into consideration the 3rd year undergraduate students and emphasis is given to the practical part of oral pathology. This book will help the students in understanding the histopathological aspects of lesions affecting the oral and maxillofacial region along with important, point-wise details of clinical features. The description of slides is given in very informative and in a 'students-friendly' language, which will definitely help the students not only to gain practical knowledge but also face the examination with greater confidence. Another important aspect of this book is the *viva voce* questions which are given at the end of this book.

I personally feel that this book is excellent and will be of profound help to the students to understand the microscopic features of oral and maxillofacial lesions.

With regards and best wishes.

Dr HR Umarji

Ex-Professor and Head
Department of Oral Medicine and Radiology
Government Dental College and Hospital
Mumbai, Maharashtra, India

Preface

Practical Handbook of Oral Pathology for 3rd BDS is primarily written for 3rd year undergraduate students of dental faculty. The basic idea for writing this book came during my interactions with 3rd year undergraduates during my postgraduate days. These interactions helped me to comprehend their difficulties in understanding the histopathological slides. The motive behind this venture is to help students with understanding of the basic slides along with intricacies of viva voce questions.

I would make no claim regarding the originality of text written in the book. The information related to the different oral lesions is concised and simplified. The histopathological photographs include herewith are all stained with hematoxylin and eosin stain.

During my tenure as a postgraduate, I had the privilege of learning oral pathology under the guidance of Dr Jagdish Vishnu Tupkari, Ex-Dean, Ex-Professor and Head, Department of Oral Pathology, Government Dental College and Hospital, Mumbai. I am very grateful to my guide Tupkari sir for patiently listening to my ideas and giving his unbiased opinion all the time. I also want to thank him for helping and allowing me to go ahead with my notion in completing and publishing this book.

I also want to thank Dr Tabita Joy (co-author) for her constant support and guidance during the write up of this book.

I am extremely grateful to Dr Manisha Sardar, Dr Pooja Siwach, Dr Amrut Hanchate, Dr Sayali Jhadav, Dr Anuradha, Dr Rashmi, Dr Ruchika Aggarwal, Dr Zaneta and PG students for all the, motivation.

I consider myself blessed to be a part of Government Dental College and Hospital, Mumbai.

I am also thankful to CBS Publishers & Distributors. I would like to put on record the sincere efforts of Mr YN Arjuna (Senior Vice President Publishing, Editorial and Publicity), and his team comprising Ms Ritu Chawla (GM Production), Mr Parmod Kumar (DTP Operator), and Mr Sanjay Chauhan (Graphic Designer), for bringing out the book in the present form.

Arush Thakur

Contents

<i>Foreword</i>	<i>vii</i>
<i>Preface</i>	<i>ix</i>
1. <u>Odontogenic Cysts</u>	1
2. <u>Odontogenic Tumors</u>	12
3. <u>Reactive Lesions of the Oral Cavity</u>	29
4. <u>Giant Cell Lesions</u>	37
5. <u>Connective Tissue Tumors</u>	44
6. <u>Salivary Gland Lesions</u>	51
7. <u>Fibro-osseous Lesion</u>	58
8. <u>Potentially Premalignant Oral Epithelial Lesions (PPOELs)</u>	64
9. <u>Epithelial Tumors</u>	71
10. <u>Dental Caries</u>	78
11. <u>Pulpal Pathologies</u>	82
<i>Question and Answer Bank</i>	<i>93</i>
<i>Recommended Further Reading</i>	<i>105</i>