

Fourth Edition

Fourth Edition

Manipal Manual of Surgery with Clinical Methods for Dental Students

is the thoroughly revised, rewritten and updated edition of the unique Manual aimed at BDS III students. First of its kind, it covers theory topics, clinical discussions and clinical methods of examination in a very simple format with flowcharts, tables, key boxes, line diagrams and photographs. The Manual covers general surgery and relevant speciality topics like anaesthesiology, faciomaxillary injuries and jaw tumours contributed by consultants and specialists. The viva voce chapters will help in decreasing the student's anxiety before the examination.

It aims to help the students in preparing for the theory, clinical and viva voce examinations. The clinical case reports included in the form of clinical notes present an interesting concept which will prepare the readers in understanding the clinical problems better. The Manual is based on the author's 35 years of teaching experience to medical and dental students at one of the best institutions in the country, Kasturba Medical College, Manipal, MAHE (Manipal Academy of Higher Education), which is now university of eminence.

The Salient Features of the Manual

- Colour photographs 567
- Black and white photographs 15
- Highlighted text 50
- Key boxes 214
- Tables 65
- Clinical notes 18
- Clinical Methods
- Case Discussions
- Concise yet comprehensive
- Complete yet precise
- Simple and easy to understand text
- Updated and vividly colourful

K Rajgopal Shenoy MBBS MS FRCS (Glasgow)

is Professor and former Head, Department of Surgery, and former Associate Dean, Kasturba Medical College (KMC), and Consultant Surgeon at the associated KMC Hospital, Manipal Academy of Higher Education (MAHE)—Deemed to be University, Manipal. He has had a brilliant undergraduate and postgraduate career with ranks and distinction.



Prof Shenoy has been on the faculty of surgery at KMC, Manipal, since 1986. He stresses on the basics and at the same time makes efforts to teach the students evidence-based medicine. He has been an invited faculty in many CMEs. An acclaimed and a popular teacher, he has received 'good teacher' award in the institution several times. As an undergraduate and postgraduate examiner, he has examined students from many universities for the last 25 years.

He is vibrant and innovative, and has a multifaceted personality. A born-leader and loved by his students, colleagues and friends, it is hard to find him alone. He constantly features at all the academic and cultural activities of the institution.

He is author of the popular books *Manipal Manual of Surgery*, *Manipal Manual of Clinical Methods in Surgery*, and *Manipal Manual of Instruments*.



CBS Publishers & Distributors Pvt Ltd

4819/XI, Prahlad Street, 24 Ansari Road, Daryaganj, New Delhi 110 002, India
E-mail: delhi@cbspd.com, cbspubs@airtelmail.in; Website: www.cbspd.com
New Delhi | Bengaluru | Chennai | Kochi | Kolkata | Mumbai
Hyderabad | Jharkhand | Nagpur | Patna | Pune | Uttarakhand



QR code to access online CBS Catalogue

ISBN: 978-93-90709-77-9



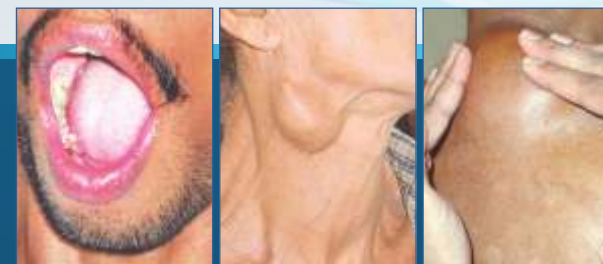
Manipal Manual of Surgery with Clinical Methods for Dental Students

Shenoy



Fourth Edition

Manipal Manual of Surgery with Clinical Methods for Dental Students



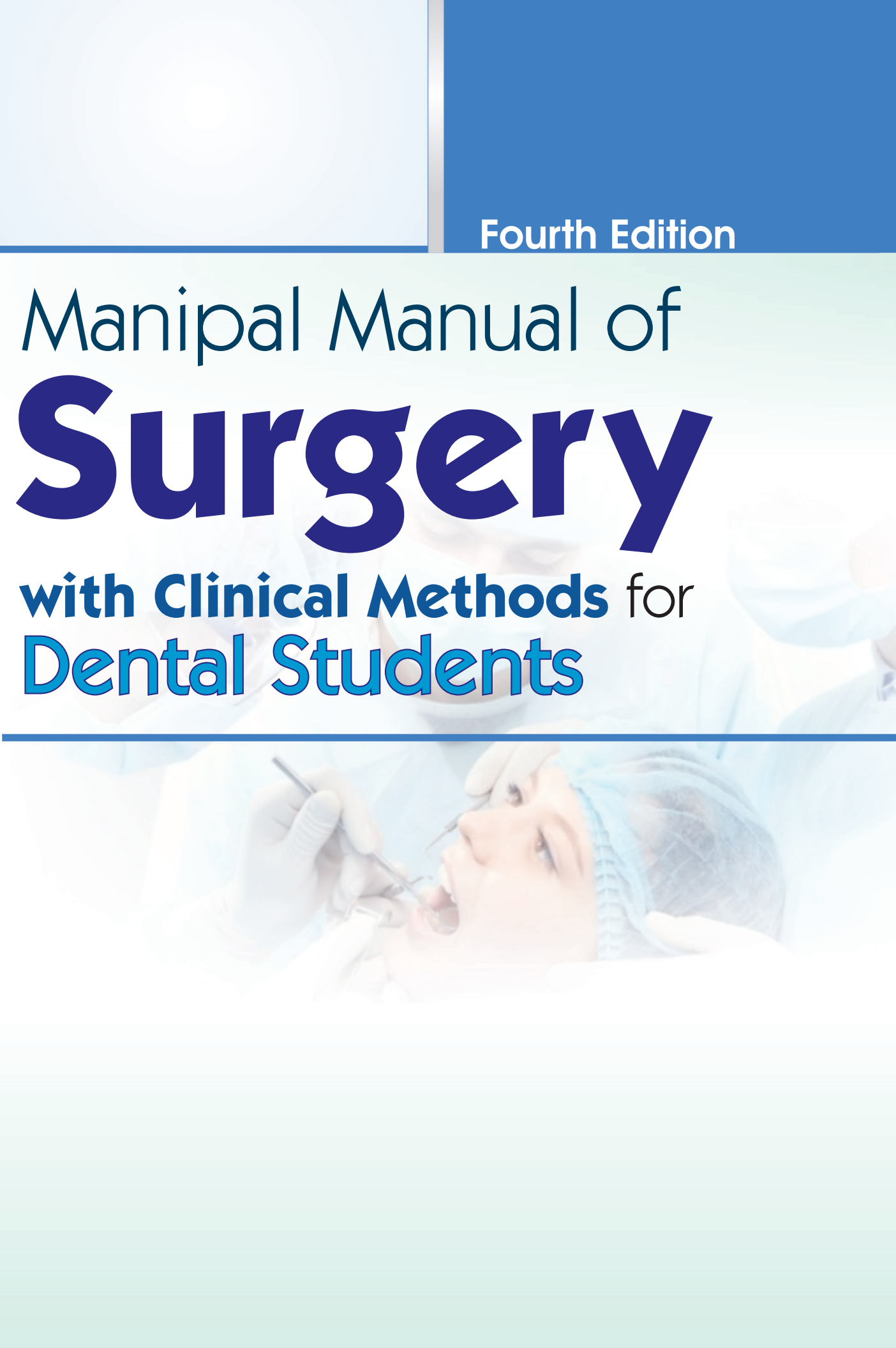
K Rajgopal Shenoy



CBS Dedicated to Education
CBS Publishers & Distributors Pvt Ltd

Fourth Edition

Manipal Manual of
Surgery
with **Clinical Methods** for
Dental Students



Students' Comments

"I am a dentist trained and working in Zimbabwe. During my time as a student I had the pleasure of studying your Manual of Surgery. Our training requires us to do medicine and surgery at 3rd year. Your book was of great help to me and I went on to give it to medical students who greatly appreciated it as well. I got your book courtesy of my uncle who travelled to India some years ago. Just thought to say thank you on behalf of myself and all other students who have benefited from your book. I am currently employed as a dental intern at a Government Hospital in our capital city of Harare. Warm regards."

Dr Tafadzwa Shuro

"Wonderful companion for dental students. Simple and easy to understand"

Dr Priyanka

Mahathma Gandhi Dental College, Indore

"A Bible for dental students, it is a comprehensive book covering all the aspects related to the subject necessary for dentistry ... it is a very useful book ... for undergraduate students in dentistry ... it is also useful in day-to-day practice

Sir, it is an immense pleasure for me to note that you will be publishing my comment ... thank you Sir ... it will be real honour for me

Prashant Dahiya

SJM Dental College, Chitradurga, Karnataka

"I have read your book for my University exams. This book is too interesting to read. Lucid language with profound knowledge. I really benefited from it. Thank you so much for such a wonderful book ... ".

Shrikar Umarane

Tatyasaheb Kore Dental College, Kolhapur, Maharashtra

According to my experience it not only helped me in passing the exam but also to know the subject in depth.

Manipal book is written in such a way as to arouse interest in the subject. All attempts have been made to simplify the presentation the scientific basis of the concepts discussed. This book has been written with the dental student in mind but will also benefit the practitioner interested in furthering knowledge.

Sruthi

Mahe Institute of Dental Sciences, MAHE Puducherry

Fourth Edition

Manipal Manual of **Surgery** with Clinical Methods for Dental Students


K Rajgopal Shenoy MBBS MS, FRCS (Glasgow)

Professor
Department of Surgery
former Associate Dean–Academics
Kasturba Medical College, and
Consultant Surgeon, Kasturba Medical College Hospital, Manipal 576104
Karnataka, India
Manipal Academy of Higher Education (MAHE)
email: kallyrajgopalshenoy@gmail.com



CBS Publishers & Distributors Pvt Ltd

New Delhi • Bengaluru • Chennai • Kochi • Kolkata • Mumbai
Hyderabad • Jharkhand • Nagpur • Patna • Pune • Uttarakhand



ISBN: 978-93-90709-77-9

Copyright © Author and Publisher

Fourth Edition: 2021

First Edition: 2001

Reprint: 2003, 2005

Second Edition: 2008

Reprint: 2010

Third Edition: 2014

Reprint: 2015, 2016, 2017, 2019, 2020

All rights reserved. No part of this book may be reproduced or transmitted in any form or by any means, electronic or mechanical, including photocopying, recording, or any information storage and retrieval system without permission, in writing, from the author and the publisher.

Published by Satish Kumar Jain and produced by Varun Jain for

CBS Publishers and Distributors Pvt Ltd

4819/XI Prahlad Street, 24 Ansari Road, Daryaganj, New Delhi 110 002, India.

Ph: 23289259, 23266861, 23266867 Fax: 011-23243014 Website: www.cbspd.com

e-mail: delhi@cbspd.com; cbspubs@airtelmail.in.

Corporate Office: 204 FIE, Industrial Area, Patparganj, Delhi 110 092, India

Ph: 4934 4934

Fax: 4934 4935

e-mail: publishing@cbspd.com; publicity@cbspd.com

Branches

- **Bengaluru:** Seema House 2975, 17th Cross, K.R. Road, Banasankari 2nd Stage, Bengaluru-560 070, Karnataka, India
Ph: +91-80-26771678/79 Fax: +91-80-26771680 e-mail: bangalore@cbspd.com
- **Chennai:** 7, Subbaraya Street, Shenoy Nagar, Chennai 600 030, Tamil Nadu, India.
Ph: +91-44-26680620, 26681266 Fax: +91-44-42032115 e-mail: chennai@cbspd.com
- **Kochi:** 42/1325, 36, Power House Road, Opposite KSEB, Kochi-682 018, Kerala, India.
Ph: +91-484-4059061-67 Fax: +91-484-4059065 e-mail: kochi@cbspd.com
- **Kolkata:** 6/B, Ground Floor, Rameswar Shaw Road, Kolkata-700 014, West Bengal, India
Ph: +91-33-22891126, 22891127, 22891128 e-mail: kolkata@cbspd.com
- **Mumbai:** PWD Shed, Gala No. 25/26, Ramchandra Bhatt Marg, Next to JJ Hospital Gate No. 2, Opp Union Bank of India, Noorbaug, Mumbai-400009, Maharashtra, India
Ph: +91-22-66661880, 66661889 e-mail: mumbai@cbspd.com

Representatives

- | | | |
|---------------------------------|---------------------------------|-----------------------------------|
| • Hyderabad 0-9885175004 | • Jharkhand 0-9811541605 | • Nagpur 0-9421945513 |
| • Patna 0-9334159340 | • Pune 0-9623451994 | • Uttarakhand 0-9716462459 |

Printed at: Nutech Print Services, Faridabad, Haryana, India

Disclaimer

Science and technology are constantly changing fields. New research and experience broaden the scope of information and knowledge. The author has tried his best in giving information available to him while preparing the material for this book. Although all efforts have been made to ensure optimum accuracy of the material, yet it is quite possible some errors might have been left uncorrected. The publisher, the printer and the author will not be held responsible for any inadvertent errors or inaccuracies.

to

my parents

Late K Devaraya Shenoy

and

Late Smt Jaya D Shenoy

Contributors

Anitha Nileshwar

Professor (*former Head*)
Department of Anaesthesiology
Kasturba Medical College (KMC), Manipal

- *Haemorrhage, Shock, Acid–Base Balance, Fluid and Electrolytes, Principles of Anaesthesiology*

Abhay Kamath

Former Professor and Head
Department of Oromaxillofacial Surgery
Kasturba Medical College (KMC), Manipal

- *Examination of Jaw Swellings, Maxillofacial Injuries*

Balakrishnan R

Professor
Department of ENT
Kasturba Medical College (KMC), Manipal

- *Tonsil, Oropharynx, Carcinoma Larynx*

Kailesh Poojary

Professor and Head
Department of ENT
Kasturba Medical College (KMC), Manipal

- *Tonsil, Oropharynx, Carcinoma Larynx*

Raja A

Former Head
Department of Neurosurgery
Kasturba Medical College (KMC), Manipal

- *Head Injuries*

Indira Bairy

Professor and Head
Department of Microbiology
MMMM, Manipal

- *Sterilisation and Disinfections*

Foreword

It is an honour for me to be writing the Foreword to the fourth edition of *Manipal Manual of Surgery with Clinical Methods for Dental Students* authored by Dr K Rajgopal Shenoy.

Dr K Rajgopal Shenoy, is an eminent surgeon and excellent teacher with nearly four decades of experience in imparting surgical skills and acumen to students of MBBS and BDS in the renowned Manipal Academy of Higher Education. This book is curated in a systematic manner with appropriate images, illustrations and features like 'key points' for a thorough and confident understanding of the clinical and surgical aspects of diseases.

I am sure that this book, while primarily aimed at BDS students, will also aid clinicians and students of allied healthcare streams as the coverage is comprehensive and concise. The content on surgical aspects pertaining to the maxillofacial region will be of immense help to the postgraduate students too.

I am confident that this academic title by Dr Rajgopal Shenoy will join the ranks of his previously authored successful series of books *Manipal Manual of Surgery* and *Manipal Manual of Clinical Methods in Surgery* that have helped shape the clinical skills and acumen of scores of students.

Dr Dilip Nayak

Pro Vice Chancellor, Mangalore Campus
Manipal Academy of Higher Education
Light House Hill Road
Mangalore 575 001

Foreword

It is a great pleasure to write the Foreword to the fourth edition of *Manipal Manual of Surgery with Clinical Methods for Dental Students*. Written for the dental students and budding dentists, this edition has been fully revised and updated as per the Dental Council of India guidelines and includes additional illustrations and photographs.

The text teaches the clinical symptoms and signs of surgical disease, stressing the importance of a thorough history and bedside examination. By presenting the symptoms and signs in a systematic manner and by describing in detail the techniques of clinical examination, it enables students to elicit key symptoms and make sound clinical decisions. This edition has also been enriched with two new chapters on examination of jaw swellings and basic principles of anesthesiology, biopsy, lasers and cautery. Throughout the book there are tables and boxes that will prove invaluable for learning and revision. The picture descriptions are good and the language is simple. In addition there are detailed guidelines provided for surgical management. Interesting case capsules and clinical methods, including discussion in the chapters, are the icing on the cake.

All in all, this is an excellent book that amply fulfills its promise of providing the required information to the dental student. I compliment Prof (Dr) Rajgopal Shenoy for his excellent efforts in this improved edition.

Dr Keerthilatha Pai

Dean
Manipal College of Dental Sciences
Manipal

Preface to the Fourth Edition

I am very happy to write the preface to the 4th edition of my book *Manipal Manual of Dental Surgery with Clinical Methods*. The book has been revised. Unnecessary topics have been deleted such as arterial diseases of the lower limb and venous diseases of the lower limb. At the same time important topics to dental students such as oral cancer, neck swellings, etc. have been revised and discussed in more details. Examination of jaw swelling, principles of anaesthesiology and principles of surgery have been added. This edition will meet requirements of the syllabus for dental students in the 3rd year. Clinical methods have been described wherever necessary so that it will help in examining patients in the wards. This manual can also be used by other healthcare professionals because of simplicity of the book. It is easy to understand and can be rehearsed easily before examination.

I would like to take opportunity to thank all the authors again who have contributed chapters in this book. My special thanks to my wife Dr Anitha Nileshwar for editing the book and contributing important chapters.

My special thanks to Dr Dilip Nayak (*former* Dean, College of Dental Surgery, Mangalore), Pro Vice Chancellor, Mangalore Campus, Manipal Academy of Higher Education, Dr Keerthilatha Pai, Dean, Manipal College of Dental Sciences, who has written foreword.

My thanks to Mr SK Jain CMD, Mr Varun Jain Director, Mr YN Arjuna Senior Vice President—Publishing, Editorial and Publicity, and Mrs Ritu Chawla General Manager—Production of CBS Publishers & Distributors Pvt Ltd.

I sincerely hope that the expectations of the students are met and the book will help them to achieve greater laurels in their future career. Any criticism or suggestions to improve this book are welcome. I wish all my dear students and readers the very best. Do enjoy reading this book.

K Rajgopal Shenoy

Professor, Department of Surgery
KMC, Manipal, Karnataka (India)

kallyarajgopalshenoy@gmail.com

Preface to the First Edition

My first book *Manipal Manual of Surgery* has become very popular amongst medical students in India and other SAARC countries. I found that the dental students were also using this book in addition to my lecture notes already in circulation. However, I noticed that it contained some material not necessary for dental students.

Keeping this and the curriculum as suggested by the Dental Council of India in mind, I have eliminated some unnecessary chapters. At the same time I have retained, modified, simplified and added those chapters that are necessary for dental students. Essential chapters are explained in detail along with colour photographs, case histories, key boxes and mnemonics, making it easier to remember. The pattern of the book is basically the same as *Manipal Manual of Surgery*.

The book covers theory topics and clinics. In addition to general surgery topics, the relevant ENT topics, principles of fractures, head injuries and principles of radiation oncology are included. Maxillofacial injuries are discussed in great detail which helps the final year BDS students also. Most of the long and short cases are discussed like clinics. Hence, the book helps both in theory and in clinical examination. I have also added a *viva voce* section with common instruments and specimens thus making this book complete.

I take this opportunity to express my gratitude to the staff from the Department of Surgery and specialists from our institution who have helped me in one or more ways in the outcome of the book. My wife, Dr Anitha N, not only contributed a few essential topics but also helped me in editing this manual. I should thank Prof U Santhosh Pai, Department of Surgery, Kasturba Medical College, Manipal and Prof Sripathi Rao BH, Dean, Yenepoya Dental College, Mangalore, for writing the Foreword for my book.

I sincerely thank Mr Umesh Acharya from dental college for drawing simple and beautiful diagrams and Mr Parushuram Bhat and Mr Kiran from photography section for the colour photographs. I believe these photographs and illustrations are extremely useful for the students. My special thanks to Mr Sathish Rao and Mr Sathish Bhat of Manipal Book Centre who have been my great well-wishers and have popularised my MBBS and BDS lecture notes. Also, I could write this book because of the constant support and encouragement given by the management.

I greatly appreciate the wonderful computer work done by Mr Dharmvir of CBS Publishers & Distributors. I am grateful for the constant support extended to me by Mr SK Jain, Managing Director and Mr BR Sharma of CBS Publishers & Distributors, New Delhi, Mr VK Jain, Production Director, deserves special thanks for the excellent production of the book.

I sincerely hope this book makes surgery easier for dental students and if so, my efforts are amply awarded. Any suggestions, criticisms and contributions are welcome so that future edition will be progressively better. I wish all my dear students the very best. Do enjoy reading this book.

K Rajgopal Shenoy

Additional Professor, Dept. of Surgery
KMC, Manipal, Karnataka (India)
kallyarajgopalshenoy@gmail.com

Contents

<i>Contributors</i>	<i>vii</i>
<i>Foreword by Dr Dilip Nayak</i>	<i>ix</i>
<i>Foreword by Dr Keerthilatha Pai</i>	<i>xi</i>
<i>Preface to the Fourth Edition</i>	<i>xiii</i>
<i>Preface to the First Edition</i>	<i>xv</i>
1. <u>History of Surgery, Sterilisation and Surgical Patient</u>	1
2. <u>History Taking—Case Sheet Writing</u>	10
3. <u>Wound, Sinus and Fistula</u>	25
4. <u>Acute Infections</u>	38
5. <u>Tetanus and Gas Gangrene</u>	52
6. <u>Chronic Infectious Disease and Transmissible Viral Infections</u>	60
7. <u>Haemorrhage, Shock and Blood Transfusion</u>	68
8. <u>Fluids, Electrolytes and Nutrition</u>	83
9. <u>Acid–Base Balance</u>	94
10. <u>Burns, Skin Grafting and Flaps</u>	102
11. <u>Differential Diagnosis of Leg Ulcer and Clinical Methods</u>	110
12. <u>Examination of Peripheral Nerve Injuries and Nerve Repair</u>	126
13. <u>Examination of Jaw—Tumours, Sinuses, Clinical Methods</u>	138
14. <u>Upper Limb Ischaemia and Clinical Methods</u>	146
15. <u>Lymphatics, Lymphoma and Clinical Examination of Lymph Nodes</u>	159
16. <u>Malignant Skin Tumours and Clinical Methods</u>	171

17. Swellings, Tumours, Cysts and Clinical Methods	197
18. Oral Cancer, Benign Swellings, Cleft Lip and Cleft Palate	254
19. Salivary Glands	292
20. The Thyroid Gland and Clinical Methods	310
21. Parathyroid	367
22. Tonsil, Oropharynx and Carcinoma Larynx	374
23. Fracture Principles and Maxillofacial Injuries	384
24. Head Injuries	406
25. Instruments	414
26. Specimens	422
27. Principles of Anaesthesiology	425
28. Biopsy – Principles of Operative Surgery, Electrocautery, Cryosurgery and Lasers	432
29. Sutures and Needles	437
<i>Index</i>	443